

LESSON PLAN

Theme • My planet

The theme helps to bridge cultural differences, customs and traditions with global societal environmental topics related to the care for the environment and protection of the planet Earth. The purpose of the theme is building a mutual connection of families, groups and nationalities over the topics of ecology, renewable resources and sustainable life. The theme also allows for involving activities to develop intergenerational relationships and learning across generations (care for the garden, forest and nature in both the strict and the broad sense).

Lesson

Guess the Drawing

Lesson focus and goals

- To encourage the child to draw.
- To become familiar with landmarks from different countries.
- To show skills in drawing.
- To choose which landmark a child prefers to draw.




Materials

- Paper
- Pencils
- Crayons
- ...

Choose always adapted materials for the age and capacities of the children. Take care when offering some tools like scissors to children for this kind of activities.

Activities

It can be a whole year activity which is done once a month and it is fun not only for the children but also for parents. This lesson is ideal for cultural subjects. The teacher picks up a country from a certain continent and that will be the topic for the month. Learning a bit about its culture, food, animals, flag, what the country is known for, traditional songs and dances, traditional games and landmarks. Before the end of the month, the teacher shows three pictures of landmarks from this country and the kids will try to draw. The teacher should tell the children the purpose of the drawings to encourage them to do their best. The teacher takes a photo of these three drawings and sends it to the parents to guess the name of the landmark and from what country.



Activities

The only clue that the teacher can give is from what continent. The teacher keeps a tally of all the answers and at the end of the year, the parents who have the greatest number of guesses get a present or souvenir.

The volunteers can prepare some activities in advance related to the monuments, pictures, and sculptures for the children to have a better connection with this activity and the heritage. For example, the children can sing and dance the song "London Bridge is falling down".

<https://www.youtube.com/watch?v=qXHamsAdbU0>

Tips for specific types of inclusion/handicaps

Use this activity to embrace children from other countries. Ask them about their countries and choose together with them a famous monument or picture from their countries. Tell them how impressive it is and make them feel proud of it and invite them to present it to the other children.

Tips for parenting support

The parents must guess the drawing with no help. But for those children who do not draw very well the teacher can offer them some clues for the parents or some help in the drawing.

Technical terms

Multicultural Classrooms are classrooms that embrace diversity and incorporate ideas, beliefs, or people from different countries and cultural backgrounds. Several cultural perspectives are put together to enable students to get a truly international education.

Methodology

The multicultural classroom provides an opportunity for students from different cultures to bring their enormous range of experiences, knowledge, perspectives and insights to the classroom. Teachers are encouraged to incorporate learning experiences and content relevant to their personal cultural perspectives and heritage.